

# NUDTW-98

120V Bravo FROST Tunable White LED Linear

Source: 10W LED  
850lm/ft.

Type

Project

Catalog No.

Notes

## PRODUCT DESCRIPTION

Low-profile LED Bravo FROST Tunable White fixtures provide excellent and even illumination on all surfaces. At only 10 watts per foot, Bravo FROST TW produces an incredible 850 lumens per foot at a crisp sharp 90+ CRI. Each Bravo Frost TW contains its own driver allowing a 120V feed and longer single runs than low voltage systems. Each luminaire includes 90° adjustable brackets and integral CCT switch to change the color temperature (3000K / 3500K / 4000K).

## FEATURES

- Architectural extruded aluminum construction
- Symmetrical internal reflectors produce broad even light
- Frosted lens eliminates LED diode image
- 120V linear system
- 850 lumens / 10 Watts per foot
- Field Selectable CCT (3000K, 3500K or 4000K @ 90+ CRI)
- Available in 4 different lengths: 12", 16", 24" or 32"
- Linkable up to 270 Watts fixtures (about 27')
- Self contained dimmable electronic driver in each unit
- 0° to 90° adjustable mounting brackets included

## INCLUDED WITH EVERY BRAVO FROST

(2) Adjustable mounting clips (0° - 90°) and (1) End-to-End Connector

## HOUSING

Extruded aluminum with frosted lens.

## MOUNTING

Two adjustable mounting brackets (0° - 90°) are included with each luminaire.

## ELECTRICAL

**Input Voltage:** 120V

**Lumens / Wattage:** 850lm / 10W per foot

**Color Temperature:** Selectable CCT (3000K / 3500K / 4000K)

**Color Rendering Index:** 90+ CRI

**Maximum Run Length:** 270W max.

**Dimming:** Triac or ELV (Dimmable down to 15% with Triac dimmer. ELV has best dimming performance.)

## ACCESSORIES

[NUA-902W](#): Hardwire Junction Box

[NUA-904W](#): 72" 3-Wire Hardwire Connector

[NUA-905W](#): 72" Cord and Plug

[NUA-903W](#): End-to-End Connector

[NUA-906W](#): 6" Jumper Cable

[NUA-912W](#): 12" Jumper Cable

[NUA-924W](#): 24" Jumper Cable

[NUA-972W](#): 72" Jumper Cable

[NUA-909W](#): Adjustable Mounting Brackets (set of two - included with each luminaire)

## LABELS AND LISTINGS

- cULus Listed for Dry Location
- ENERGY STAR® Certified
- 5-Year Limited Warranty
- Certified to the high efficacy requirements of California Title 24 JA8-2019





## PRODUCT IMAGES & DIMENSIONS

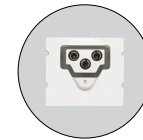


Selectable CCT

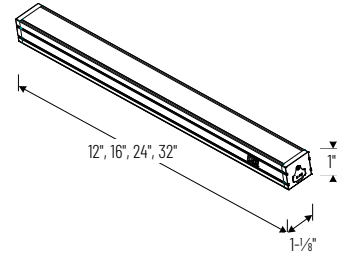
Three position sliding switch  
3000K / 3500K / 4000K



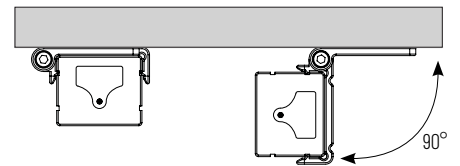
90° Adjustability  
with included  
mounting brackets



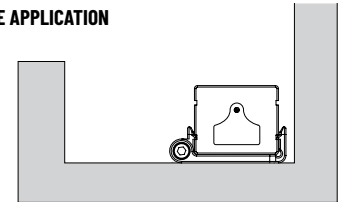
3-wire system  
meets most code  
requirements



## 0-90° ADJUSTABILITY



## COVE APPLICATION



## Bravo FROST Tunable White 120V LED Linear

Catalog No.	Length / Wattage	Color Temperature	Finish
NUDTW-98	12 = 12" / 10W	(blank) = Field Selectable CCT	/W = White
	16 = 16" / 13W	(3000K / 3500K / 4000K)	
	24 = 24" / 20W		
	32 = 32" / 26W		

## Accessories

Description
<b>NUA-902W</b> = Hardwire Junction Box
<b>NUA-904W</b> = 72" 3-Wire Hardwire Connector
<b>NUA-905W</b> = 72" Cord and Plug
<b>NUA-903W</b> = End-to-End Connector
<b>NUA-906W</b> = 6" Jumper Cable
<b>NUA-912W</b> = 12" Jumper Cable
<b>NUA-924W</b> = 24" Jumper Cable
<b>NUA-972W</b> = 72" Jumper Cable
<b>NUA-909W</b> = Adjustable Mounting Brackets (set of two)

Example: **NUDTW-9812/W** = 12" Bravo FROST Tunable White, Field Selectable CCT (3000K / 3500K/4000K), White finish

# NUDTW-98 Series

Bravo FROST Tunable White 120V LED Linear Accessories

Type \_\_\_\_\_

Project \_\_\_\_\_

Catalog No. \_\_\_\_\_


Notes \_\_\_\_\_



Junction Box

**NUA-902W**


Junction box used to power NUDTW-98 luminaires using hardwire power cord. Width: 1-3/4" Length: 3-5/8" Height: 1-1/4"



72" 3-Wire Hardwire Power Cord

**NUA-904W**

72" 3-Wire cord used to hardwire fixture to junction box.



72" Cord and Plug

**NUA-905W**

72" Grounded AC power cord to connect fixture to an outlet.



End-to-End Connector

**NUA-903W**

Used to join two fixtures together or to NUA-902W (junction box) seamlessly. One is included with each luminaire.



Jumper Cables

**NUA-906W**

6" Cable

**NUA-912W**

12" Cable

**NUA-924W**

24" Cable

**NUA-972W**

72" Cable

Used to join two fixtures together or to NUA-902W (junction box)



Adjustable Mounting Brackets

**NUA-909W**

Pair of Two

Mounting brackets used to mount fixture to surface. Adjust from 0° to 90°. Two brackets are included with each luminaire.