

NIOP-2RTC

2" iPOINT Cone Monopoint

Source: 14W LED
1200lm

Type

Project

Catalog No.

Notes

PRODUCT DESCRIPTION

The iPOINT LED monopoint is the newest addition to the Iolite family. iPOINT luminaires require an Iolite housing, allowing the fixture to maintain a minimal canopy and sleek appearance. iPOINT fixtures produce from 750 to 1200 lumens at 90+ CRI with a choice of three kelvin temperatures from 2700K, 3000K or 4000K. Similar to Iolite reflectors, each iPOINT includes spot, narrow flood and flood optics which can be easily changed in the field. iPOINT is available in Cylinder or Cone styles in black or matte powder white. iPOINT luminaires can be dimmed with Triac, ELV, 0-10V or Lutron Hi-lume EcoSystem.

FEATURES

- Small appearance resembles a monopoint fixture
- LED COB technology
- Field changeable optics (three included)
- 5-Year limited warranty

SPECIFICATION

Construction: Low voltage luminaires are constructed of die-cast aluminum to dissipate heat. Fixtures' stem allows for vertical adjustment up to 90° and 359° rotation.

Mounting: Luminaires includes friction blades to mount securely to housing.

Field Changeable Optics: Each luminaire includes a spot, narrow flood and flood (pre-installed) optics.

Finishes: iPOINT is available in matte powder white or black. Matte powder white luminaire includes black insert for an alternative appearance.

ELECTRICAL

Lumens: 1200lm (varies by finish, CCT and optic)

Color Temperature: 2700K, 3000K, 4000K

Color Rendering Index: 90+ CRI

Beam Spread: 29° Spot, 40° Narrow Flood, 57° Flood

Operating Temperature: 0°C to 40°C ambient temperature

Lifetime: 50,000 hours @ L70

Dimming: Specified by housing

COMPATIBLE HOUSINGS

Reflectors **require** an Iolite housing manufactured by Nora Lighting.

CATALOG NO.	DESCRIPTION
NHIOICD-28	2" IC Air-Tight New Construction
NHIOICDCP-28	2" Chicago Plenum New Construction
NHRIOIC-28	2" IC Air-Tight Remodel

LABELS AND LISTINGS

- cULus Listed for Damp Location
- ENERGY STAR certified
- [5-Year Limited Warranty](#)
- Certified to the high efficacy requirements of California Title 24 JA8-2022



PRODUCT IMAGES & DIMENSIONS

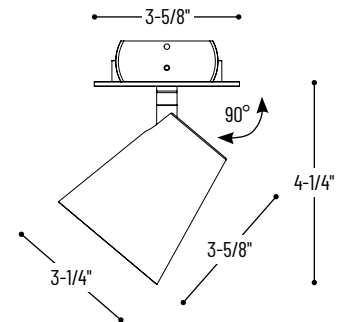


BB
Black Interior
Black Exterior



shown with
black insert

MPW
Matte Powder White Interior
Matte Powder White Exterior



2" iPOINT Cone Monopoint - Dedicated Housing Required

Fixture Type	Color Temp. / CRI	Finish
NIOP-2RTC = Cone	27X = 2700K / 90 CRI	BB = Black Interior / Black Exterior
	30X = 3000K / 90 CRI	MPW = Matte Powder White Interior / Matte Powder White Exterior
	40X = 4000K / 90 CRI	

Example: **NIOP-2RTC27XMPW** = 2" iPOINT Cone, 2700K / 90 CRI, Matte Powder White finish

NHIOICD-28 / NHIOICDCP-28

2" Iolite IC Air-Tight New Construction Housing
Source: 14W LED

Type
Project
Catalog No.
Notes

PRODUCT DESCRIPTION

New construction housing for use in insulated ceilings can be in direct contact with insulation**. Air-tight construction provides energy savings by reducing the flow of air through the ceiling. Patented design allows for easy, tool-less removal of the driver.

FEATURES

- IC rated for direct contact with insulation**
- Quick connect provided for electrical connection to the LED reflector
- ASTM E283 for Air-Tight
- Patented driver assembly

SPECIFICATION

Housing: 0.040" Aluminum shallow housing with patented driver assembly, allows for driver to slide out without tools. Housing can be installed in 1/2" ceiling thickness, an extension collar is available for ceiling thickness up to 2", must specify NIO-2EXTC2.

Air Flow Restriction: Meets requirements of Air-Tight (AT) <2CFM (cubic feet per minute) in accordance with ASTM-283 Air-Tight requirements.

Clearance:** "IC" Insulated ceiling housings are direct contact rated. Not to be used in direct contact with spray foam insulation.

Bar Hangers: Two 13-3/4" to 24-1/2" adjustable bar hangers with captive nails are included on housing. Bar hangers are parallel to junction box, but can be repositioned 90° perpendicular to junction box if desired. "L"-shaped bar hanger foot to align to bottom of construction joist. A T-bar notch allows for easy installation in a suspended ceiling.

Junction Box: Pre-wired 25 cubic inch 0.064" thick galvanized steel, with seven 1/2" knockouts, four Romex® pryouts, and snap on covers. All leads are #18AWG wire, the ground wire is connected to the bottom, and quick connectors are supplied on all leads. Through branch circuit wiring, (4-in, 4-out). Access above ceiling required.

ELECTRICAL

Voltage: 120V or 120/277V (must specify)
Power Factor: >0.90
Operatin Temp.: 104°F (40°C) max. ambient temperature
Wattage: 14W
Dimming: Triac, ELV, 0-10V or EcoSystem (must specify)
[Click Here](#) or check complete dimmer list at www.NoraLighting.com in the "Compatibility" page under "Resources" tab

COMPATIBLE LUMINAIRES

CATALOG NO.	DESCRIPTION
NIOB-2RC	2" Round Cone Regress
NIOB-2SC	2" Square Cone Regress
NIOB-2RG	2" Round Adj. Surface Gimbal
NIOB-2SG	2" Square Adj. Surface Gimbal
NIOB-2RND	2" Round Deep Reflector
NIOB-2SND	2" Square Deep Reflector
NIOB-2RPHA	2" Round Adjustable Pinhole
NIOB-2RPH	2" Round Pinhole
NIOB-2SND	2" Square Reflector / Square Aperture
NIOB-2RSL	2" Round Adj. Slot Aperture
NIOB-2RNB	2" Round Bullnose
NIOB-2SNB	2" Square Bullnose
NIO-2RTLA	2" Round Trimless Adj. Reflector
NIO-2RTLND	2" Round Trimless Reflector
NIOB-2RCY	2" iPOINT Cylinder
NIOB-2RTC	2" iPOINT Cone

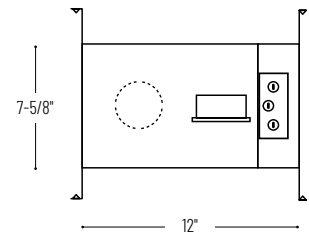
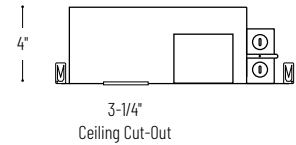
Emergency: Housing can be specified with connections for emergency battery installation. Requires top access. Must specify battery with remote test switch separately, NEPK-BSL17C-C2U.

LABELS AND LISTINGS

- cULus Listed for Damp Location (Wet Location when used with compatible reflector)
- [5-Year Limited Warranty](#)
- RoHS Compliant
- Patent #D824567S
- Meets or exceeds ASTM-283 Air-Tight requirements



PRODUCT IMAGES AND DIMENSIONS



PRELIMINARY SPEC SHEET

2" Iolite IC Air-Tight New Construction Housing

Housing Type	Driver / Dimming	Optional Emergency
NHIOICD-28 = IC Air-Tight	LE3 = 120V input; Triac / ELV dimming LE4 = 120-277V input; Triac / ELV / 0-10V dimming LUPEQ = 120/277V input; Lutron Hi-lume Premier 0.1% EcoSystem with Soft-On, Fade-to-Black LUPEQ1 = 120/277V input; Lutron Hi-lume 1% EcoSystem with Soft-On, Fade-to-Black	/PEM = Remote Emergency for LE3 or LE4
NHIOICDCP-28 = Chicago Plenum	LE3 = 120V input; Triac / ELV dimming LE4 = 120-277V input; Triac / ELV / 0-10V dimming LUPEQ = 120/277V input; Lutron Hi-lume Premier 0.1% EcoSystem with Soft-On, Fade-to-Black LUPEQ1 = 120/277V input; Lutron Hi-lume 1% EcoSystem with Soft-On, Fade-to-Black	

Optional Accessories

Description
NEPK-07LEDUNV = Remote Emergency Battery w/Test Switch
NIO-2EXTC2 = Ceiling Extension Collar up to 2"

Example: **NHIOICD-28LE3** = 2" Iolite IC Air-Tight New Construction Housing, 120V input; Triac / ELV dimming



6505 Gayhart Street, Commerce, CA 90040
 TEL 323.767.2600 | www.noralighting.com | e-mail: nora@noralighting.com
 © 2023 Nora Lighting, Inc. All rights reserved. Specifications subject to change without notice.

NHRIOIC-28LE4

2" Iolite IC Air-Tight Remodel Housing

Source: 14W LED

Type _____

Project _____

Catalog No. _____

Notes _____

PRODUCT DESCRIPTION

Dedicated remodel housing for use in insulated ceilings can be in direct contact with insulation**. Air-tight construction provides energy savings by reducing the flow of air through the ceiling.

FEATURES

- IC rated for direct contact with insulation**
- Quick connect provided for electrical connection to the LED reflector
- ASTM E283 for Air-Tight
- Dimming down to 5%

SPECIFICATION

Housing: 0.030 steel can connects to integrated 0.040 steel structural arm with junction box and driver compartment. Integral spring brackets provided. Remodel housing swivels up to 35° depending on ceiling thickness. New construction flat frame available to convert remodel housing, must specify NHIOFK-2.

Air Flow Restriction: Housing has factory installed gaskets to restrict airflow from room into ceiling plenum to <2CFM (cubic feet per minute) in accordance with ASTM-283 Air-Tight requirements.

Clearance:** "IC" Insulated ceiling housings are direct contact rated. Not to be used in direct contact with spray foam insulation.

Mounting: Four high-tension tempered steel springs secure remodel housing from 1/4" (min) to 5/8" (max) thick ceiling. Hole cutout template provided for convenience.

Junction Box: Pre-wired 25 cubic inch 0.064" thick galvanized steel, with five 1/2", two 3/4" knockouts, four Romex® pryouts, and snap on covers. All leads are #18AWG wire, the ground wire is connected to the bottom, and quick connectors are supplied on all leads. Through branch circuit wiring, (4-in, 4-out).

ELECTRICAL

Voltage: 120/277V

Power Factor: >0.90

Operatin Temp.: 104°F (40°C) max. ambient temperature

Wattage: 14W

Dimming: Triac / ELV or 0-10V

[Click Here](#) or check complete dimmer list at www.NoraLighting.com in the "Compatibility" page under "Resources" tab

COMPATIBLE REFLECTORS

CATALOG NO.	DESCRIPTION
NIOB-2RC	2" Round Cone Regress
NIOB-2SC	2" Square Cone Regress
NIOB-2RG	2" Round Adj. Surface Gimbal
NIOB-2SG	2" Square Adj. Surface Gimbal
NIOB-2RND	2" Round Deep Reflector
NIOB-2SND	2" Square Deep Reflector
NIOB-2RPHA	2" Round Adjustable Pinhole
NIOB-2RPH	2" Round Pinhole
NIOB-2SNDSP	2" Square Reflector / Square Aperture
NIOB-2RSL	2" Round Adj. Slot Aperture
NIOB-2RNB	2" Round Bullnose
NIOB-2SNB	2" Square Bullnose
NIOB-2RCY	2" iPOINT Cylinder
NIOB-2RTC	2" iPOINT Cone

Accessory: New construction flat frame available to convert remodel housing, must specify NHIOFK-2.

LABELS AND LISTINGS


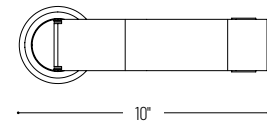
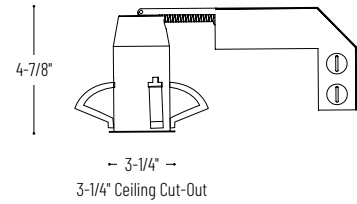
- cULus Listed for Damp Location
- cULus Listed for Wet Location (w/designated reflectors)
- [5-Year Limited Warranty](#)
- RoHS Compliant
- Meets or exceeds ASTM-283 Air-Tight requirements



PRODUCT IMAGES AND DIMENSIONS



NHRIOIC-28LE4
2" Iolite IC Air-Tight Remodel Housing



NHIOFK-2
New Construction Frame-In for 2" Remodel Housing

2" Iolite IC Air-Tight Remodel Housing

Driver / Dimming

NHRIOIC-28LE4 = 120-277V input; 120V Triac / ELV / 0-10V or 277V 0-10V dimming

Optional Accessories

Description

NHIOFK-2 = 2" New Construction flat frame with bar hangers

Example: **NHRIOIC-28LE4** = 2" Iolite IC Air-Tight Remodel Housing, 120-277V input; Triac / ELV / 0-10V dimming

PHOTOMETRICS

2" iPOINT Cone Monopoint
1200 lumens

Type

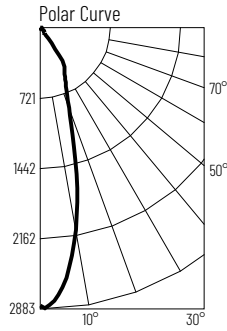
Project

Catalog No.

Notes

Test Information

Test Number: NTR1488
Part Number: NIOP-2RTC40XMPW
Beam Spread: 29° Spot
Lumens: 1227lm
Wattage: 13.6W
Efficacy: 90lpw
CCT / CRI: 4000K / 90 CRI
Spacing Criteria (0°-180): 0.5
Spacing Criteria (90°-270): 0.5



Illuminance at a Distance

Distance from Luminaire	FC at Nadir	Beam Diameter
4'	178fc	2'-1"
6'	79.1fc	3'-1"
8'	44.5fc	4'-2"
10'	28.5fc	5'-2"
12'	19.8fc	6'-4"

Zonal Lumen Summary

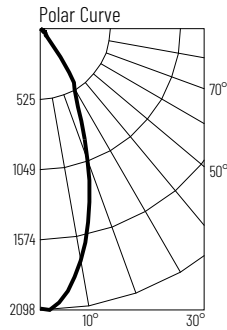
Zone	Lumens	% Luminaire
0-30	903	73.6
0-40	1101	89.7
0-60	1187	96.8
0-90	1222	99.7
90-180	4	0.3
0-180	1227	100

Candela Table

Vertical Angles	Candela
0	2849
5	2601
15	1368
25	611
35	333
45	64

Test Information

Test Number: NTR1489
Part Number: NIOP-2RTC40XMPW
Beam Spread: 40° Narrow Flood
Lumens: 1222lm
Wattage: 13.7W
Efficacy: 89lpw
CCT / CRI: 4000K / 90 CRI
Spacing Criteria (0°-180): 0.64
Spacing Criteria (90°-270): 0.66



Illuminance at a Distance

Distance from Luminaire	FC at Nadir	Beam Diameter
4'	131fc	2'-11"
6'	58.1fc	4'-4"
8'	32.7fc	5'-8"
10'	20.9fc	7'-2"
12'	14.5fc	8'-7"

Zonal Lumen Summary

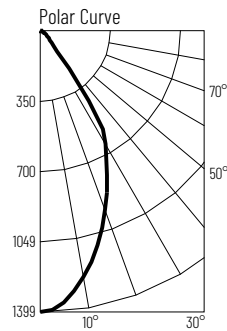
Zone	Lumens	% Luminaire
0-30	898	73.5
0-40	1096	89.7
0-60	1183	96.8
0-90	1219	99.8
90-180	3	0.2
0-180	1222	100

Candela Table

Vertical Angles	Candela
0	2090
5	1971
15	1398
25	697
35	317
45	63

Test Information

Test Number: NTR1490
Part Number: NIOP-2RTC40XMPW
Beam Spread: 57° Flood
Lumens: 1210lm
Wattage: 13.53W
Efficacy: 89lpw
CCT / CRI: 4000K / 90 CRI
Spacing Criteria (0°-180): 0.82
Spacing Criteria (90°-270): 0.84



Illuminance at a Distance

Distance from Luminaire	FC at Nadir	Beam Diameter
4'	87.4fc	4'-4"
6'	38.9fc	6'-5"
8'	21.9fc	8'-7"
10'	14fc	10'-8"
12'	9.7fc	12'-11"

Zonal Lumen Summary

Zone	Lumens	% Luminaire
0-30	801	66.2
0-40	1061	87.7
0-60	1167	96.5
0-90	1207	99.8
90-180	3	0.2
0-180	1210	100

Candela Table

Vertical Angles	Candela
0	1399
5	1359
15	1104
25	793
35	426
45	82

Lumen Output Multipliers

Color Temperature: 2700K (0.8), 3000K (0.95), 4000K (1.0)